



- 1
- 2
- 3


1. Accolade Deco detail
2. Accolade Sani detail
3. Accolade Deco detail



Accolade Sani

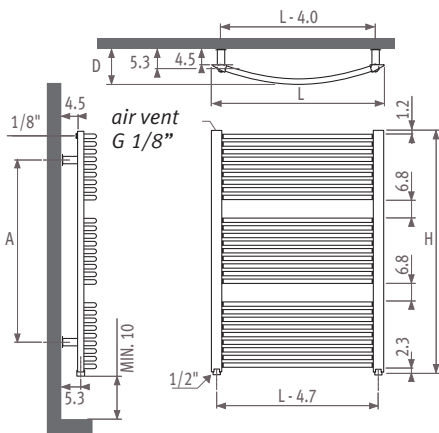


Accolade Deco



Accolade Dimensions

ACSW_Accolade Sani Wall



Dimensions in cm

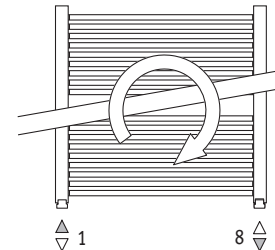
L	50	65	80	95
D	10.3	10.6	10.7	11.0

Dimensions in cm

H	89.1	122.7	153.5	181.5	215.1
A	67.0	101.0	131.5	137.0	137.0

Connections

Code: 1° number = flow
2° number = return



Standard connection

Code 18
Connection 18 or 81.

Top end connection

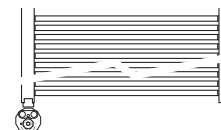
The Accolade is symmetrical and can be mounted either way up. Insert pipe to be mounted in the return. It is delivered without surcharge if you specify the ordering code with code 45 or 54 instead of 18, provide an air vent on the central heating tube.

Single point connection

Ordering code: specify code 11 or 88 instead of 18. In case of one single connection always use a diffusion tube of min. length of 100 mm (Ø 8 up to 10 mm) with a reduction washer.

With electric element

Ordering code: Standard code 18, and order an electric element.

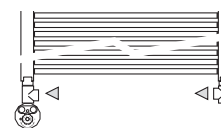


Mixed

Ordering code: standard code 18.

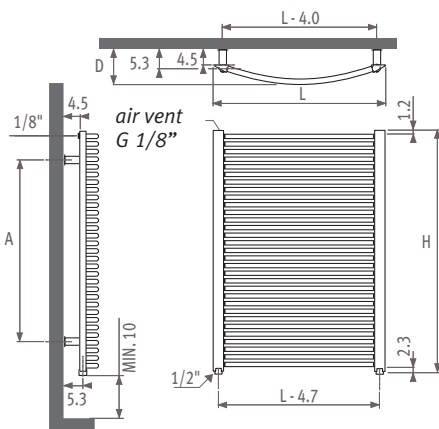
Order an electric element and T-pieces.

- Fit the T-pieces together with the electric heating element for connection to the central heating wet system.
- Never isolate the radiator from the expansion system, in other words never cut off the return of the radiator.



Non standard connection without surcharge.

ACDW_Accolade Deco Wall



Dimensions in cm

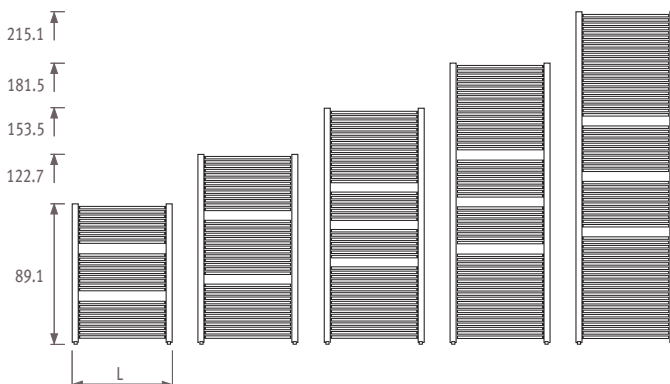
L	50	65	80	95
D	10.3	10.6	10.7	11.0

Dimensions in cm

H	89.1	122.7	153.5	181.5	215.1
A	67.0	101.0	131.5	137.0	137.0

Range

ACSW_Accolade Sani / Accolade Deco Wall



Outputs

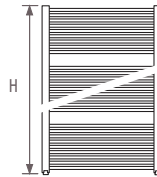
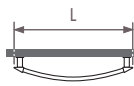
Accolade Sani					
<i>code height length colour conn.</i>					
ORDERING CODE: ACSW. 089 050. XXX /18					
H	L 050	065	080	095	
089	75/65/20	502	629	756	883
	90/70/20	635	796	956	1117
122	75/65/20	688	882	1075	1269
	90/70/20	872	1115	1358	1602
153	75/65/20	827	1065	1303	1542
	90/70/20	1049	1346	1644	1942
181	75/65/20	982	1263	1545	1826
	90/70/20	1247	1596	1946	2295
215	75/65/20	1171	1494	1818	2141
	90/70/20	1489	1887	2286	2685

Standard delivery

- connection 18 underneath
- wall fixings in the same colour as the radiator
- chrome-plated air vent 1/8"
- screws and plugs

Standard colours:

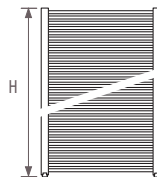
- white (333) RAL 9016 satin
- white (301) RAL 9010 satin
- sandblast grey metallic (001)



Accolade Deco					
<i>code height length colour conn.</i>					
ORDERING CODE: ACDW. 089 050. XXX /18					
H	L 050	065	080	095	
089	75/65/20	565	715	864	1014
	90/70/20	715	904	1092	1282
122	75/65/20	750	964	1178	1392
	90/70/20	951	1219	1487	1755
153	75/65/20	920	1185	1450	1715
	90/70/20	1168	1498	1827	2158
181	75/65/20	1076	1380	1683	1987
	90/70/20	1367	1743	2118	2495
215	75/65/20	1267	1607	1947	2287
	90/70/20	1612	2029	2447	2864

Standard delivery

- connection 18 underneath
- wall fixings in the same colour as the radiator
- chrome-plated air vent 1/8"
- screws and plugs

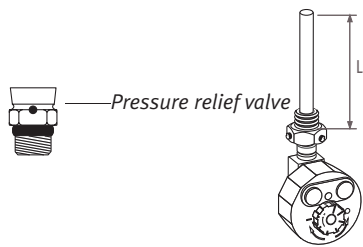


Output measured in accordance with EN442, at a water temperature of 75/65 and a room temperature of 20°C ($\Delta T=50$).



Options

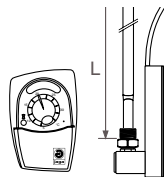
Electro heating



CODE	WATTS	L
9096.40	450	37
9096.41	600	47
9096.42	900	68
9096.43	1200	89
9096.44	1500	110

Electro heating element with infra-red operation

- Finish: white ABS
- Transmission range:
H 089>122>153 : 2,5 m
H 181>215 : 6 m
- Receiver has to be placed at the back of the radiator.
- Insulation class 1



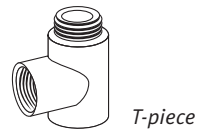
CODE	WATTS	L
9096.510	600	47
9096.520	900	68

Connection electric element

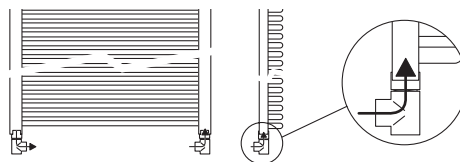
- Fit the electric heating element vertically in the socket 1 or 8. The pressure release valve which is included should be fitted into socket 4 or 5, (3 bar).
- Do not switch the radiator on before filling it completely with water.
- Top up with water after the first total heating up of the radiator.

For more information see Technical info.

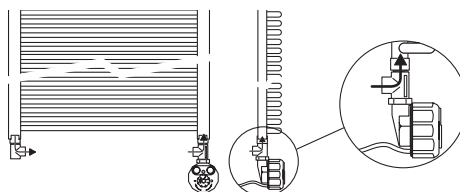
T-piece



Combination possibilities with T-piece



Connection at side or the back with a standard radiator

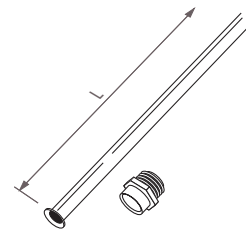


Mixed connection

CODE	colour
TPCE.004.009	chrome
TPCE.004.XXX	201 up to 233
	301 up to 333

fill in colour code

Insert pipe for top end connection



Will be delivered without surcharge if the top end connection code is indicated (45 or 54 instead of 18).

CODE	H radiator	L
9097.0540	89	84
9097.1100	122	110
9097.1280	153	128
9097.1660	181	166
9097.1960	215	196

