


Maxi





1	2	
	3	
4		5
	6	

1. Wall mounted model WT
2. Wall mounted model WF
3. Floor model FT
4. Floor model FF
5. Soft-design: rounded angles, to avoid accidental injury.
6. Optional top valve



Warm power, extra strong

Extra strong, extra durable, extra safe. Maxi is all muscular charm, with a warm heart. Its extremely solid galvanized metal covering has rounded corners for safety and is sturdy enough to take a shove! The Low H₂O technology guarantees powerful heat emission and low contact temperatures. A perfect demonstration of how a safe and powerful radiator can also be elegant.

Casing

The Maxi complies with the highest safety requirements and is extremely well suited for public areas, hospitals, elderly and disabled housing, schools, nurseries, prisons and all special needs areas, where safety and durability are of prime importance.

- Low Surface Temperature: even with the highest water temperatures, the casing temperature remains safe, eliminating the possibility of burns, as well as deterioration of furniture or electronic appliances.

Complies with the safety requirement DHSS DN4.

- Soft-design: rounded angles, to avoid accidental injury.
 - Super strong profiled front plates in 1.5 mm steel.
 - Scratch-resistant surface coating with a satin gloss finish. High UV resistance.
 - Standard colours without surcharge:
 - traffic white RAL 9016 glossy (233)
 - white RAL 9010 glossy (201)
 - sandblast grey metallic (001)
- Other colours: see colour chart.
- a 10 year guarantee

Low-H₂O heat exchanger

- of pure copper and aluminium, totally non-corrosive
- a 30 year guarantee
- pressure tested: 20 bar
- standard with extended airvent with transparent synthetic drain tube
- Low-H₂O heat exchanger with dirt-repellent and dust-proof lacquer in graphite grey (RAL 7024).
- Same end connection, left or right, with simple valve, TRV or remote control.

High efficiency boiler combination

Thanks to its low water content and high coefficient of heat conduction for low flow temperatures, the Maxi, with its modern Low-H₂O element, is ideal to use in combination with high efficiency boilers and/or condensing technology.

Twin Power, DBE or Oxygen?

Maxi is also available

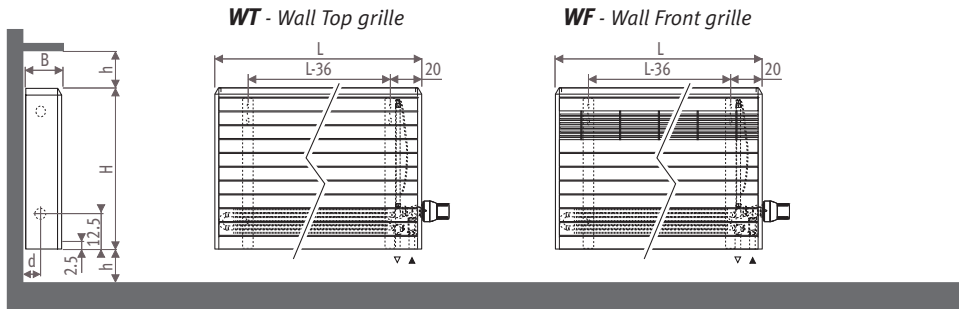
- as DBE or Oxygen radiator: see price list "Top performers".
- with the super-powered Twin heat exchangers. The boiler temperature is on average 15% lower for equivalent radiator dimensions!

Maxi_Dimensions

LOW
H₂O **30**
YEARS GUARANTEE



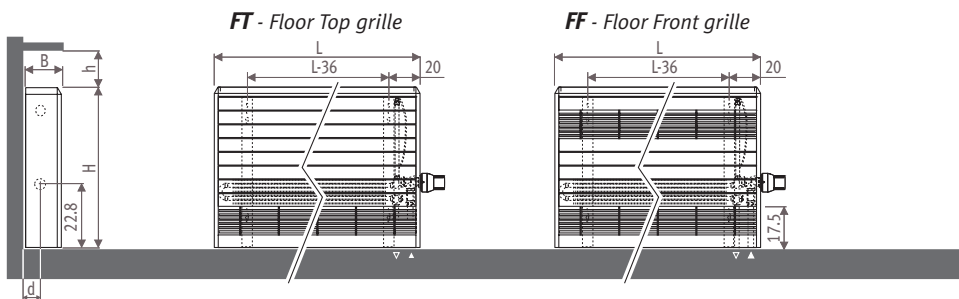
MAXW_Maxi



Dimensions in cm

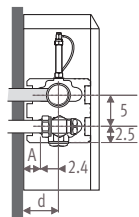
Type	B	d	h/min*
10-11	13	5.3	10
15-16	18	7.8	12
20-21	23	10.3	15

* Smaller dimensions can decrease output.

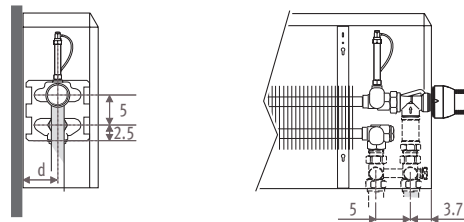


Connections

Jaga valve to the wall



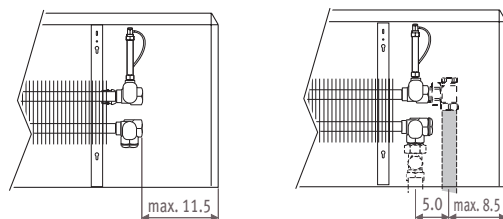
Jaga valve to the floor



The valves offered by Jaga are totally concealed within the standard casing. Detailed info: see Connection sets and valves.

Free size inside for remote controlled valve

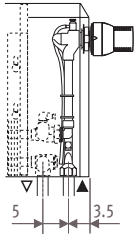
Without TRV and no perforation in the side panel.



Type	d	A
10-11	5.3	2.9
15-16	7.8	5.3
20-21	10.3	7.9

Maxi_Options

Top valve

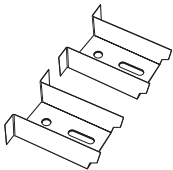


When ordering a top valve, add to the code of the Maxi /30 (top left) or /60 (top right).
Ex.: MAXW.044 063 10.xxx/WF/60

CODE	H casing
Model WF / WT:	
5090.1300300	44
5090.1300600	59
5090.1300900	74
Model FF / FT:	
5090.1300100	44
5090.1300400	59
5090.1300700	74

Thermostatic head not included: see Connection sets & valves page 178-179.

Locks



2 per casing: the casing cannot be detached without tools. For all models.

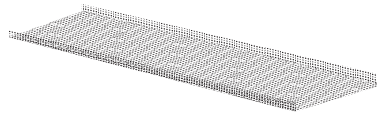
CODE	
5111.010	2 pieces

Safety screws

100 safety screws: as replacement for Allen screws. Only removable with specialised equipment (bit).

CODE	description
5111.020	screws
5111.030	bit

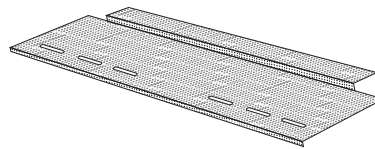
Pencil-proof grille



Unobtrusively positioned below the standard grille. Optional pencil-proof grille: avoiding the possibility of smaller objects or waste falling within the casing. Only for models WT and FT.

Price: see parts page 222-223.

Base grille



Optional base grille: preventing access to the inside of the casing from below. Only for models WF and WT. Price: see parts page 222.

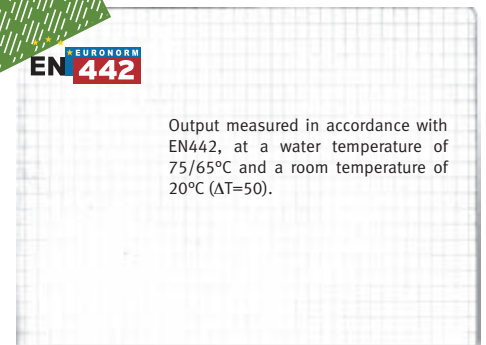

DBE & Oxygen version

DBE: the smallest and most powerful radiator.

Oxygen: for healthy heat and clean air. See price list "Top performers".

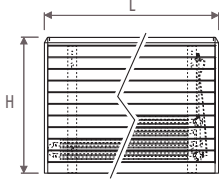
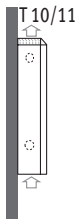


Maxi



Output measured in accordance with EN442, at a water temperature of 75/65°C and a room temperature of 20°C (ΔT=50).

Maxi_Wall mounted model WT_with top grill

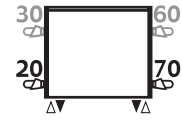


Standard delivery

- colour 201, 233 or 001
- Low-H₂O heat exchanger type 10 or Twin type 11
- wall brackets
- complete casing, connection right (70)
- fixing kit
- extended air vent 1/8"
- drain cock 1/2"

Connection

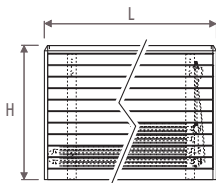
- standard connection: bottom end right 70, for left position add 20
 - for the top valve option, add to the code /30 (top left) or /60 (top right)
 - for remote controlled valve: add /00 to the code.
- Ex.: MAXW. 044 063 10.xxx/WT/60



Wall mounted model WT_type 10 / 11

ORDERING CODE: MAXW. *code* *height* *length* *type* *colour* *model* *conn.*
044 063 10. xxx /WT /70

H	TYPE 10	L	063	083	103	123	143	163	183	203	TYPE 11	L	063	083	103	123	143	163	183	203
044	75/65/20	637	840	1042	1244	1447	1649	1851	2054	75/65/20	828	1091	1354	1617	1880	2143	2406	2669		
	90/70/20	821	1082	1343	1603	1865	2125	2385	2647	90/70/20	1076	1418	1760	2102	2444	2786	3128	3470		
059	75/65/20	732	965	1197	1429	1662	1894	2127	2359	75/65/20	935	1231	1528	1825	2121	2418	2715	3011		
	90/70/20	941	1240	1539	1837	2136	2435	2734	3032	90/70/20	1215	1600	1986	2372	2756	3142	3528	3913		
074	75/65/20	805	1060	1316	1572	1827	2083	2338	2594	75/65/20	1025	1350	1675	2000	2325	2651	2976	3301		
	90/70/20	1032	1359	1687	2015	2342	2671	2998	3326	90/70/20	1332	1754	2176	2599	3021	3444	3867	4289		

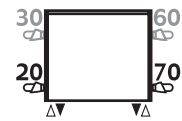


Standard delivery

- colour 201, 233 or 001
- Low-H₂O heat exchanger type 15 or Twin type 16
- wall brackets
- complete casing, connection right (70)
- fixing kit
- extended air vent 1/8"
- drain cock 1/2"

Connection

- standard connection: bottom end right 70, for left position add 20
 - for the top valve option, add to the code /30 (top left) or /60 (top right)
 - for remote controlled valve: add /00 to the code.
- Ex.: MAXW. 044 063 15.xxx/WT/60

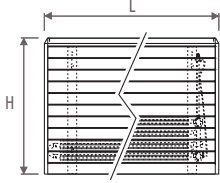
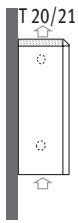


Wall mounted model WT_type 15 / 16

ORDERING CODE: MAXW. *code* *height* *length* *type* *colour* *model* *conn.*
044 063 15. xxx /WT /70

H	TYPE 15	L	063	083	103	123	143	163	183	203	TYPE 16	L	063	083	103	123	143	163	183	203
044	75/65/20	1034	1362	1690	2018	2346	2674	3003	3331	75/65/20	1121	1477	1833	2189	2545	2901	3257	3613		
	90/70/20	1330	1752	2173	2595	3017	3439	3862	4284	90/70/20	1463	1928	2393	2858	3322	3787	4252	4717		
059	75/65/20	1169	1541	1912	2283	2655	3026	3397	3768	75/65/20	1300	1713	2126	2539	2952	3364	3777	4190		
	90/70/20	1499	1975	2451	2927	3403	3879	4355	4830	90/70/20	1699	2239	2778	3318	3858	4396	4936	5476		
074	75/65/20	1266	1668	2070	2472	2874	3276	3678	4080	75/65/20	1466	1932	2397	2862	3328	3793	4259	4724		
	90/70/20	1618	2132	2645	3159	3673	4186	4700	5214	90/70/20	1918	2528	3136	3744	4354	4962	5572	6180		

Maxi_Wall mounted model WT_with top grill

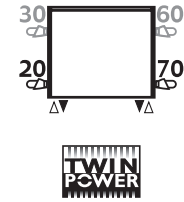


Standard delivery

- colour 201, 233 or 001
- Low-H₂O heat exchanger type 20 or Twin type 21
- wall brackets
- complete casing, connection right (70)
- fixing kit
- extended air vent 1/8"
- drain cock 1/2"

Connection

- standard connection: bottom end right 70, for left position add 20
 - for the top valve option, add to the code /30 (top left) or /60 (top right)
 - for remote controlled valve: add /00 to the code.
- Ex.: MAXW. 044 063 20.xxx/WT/60

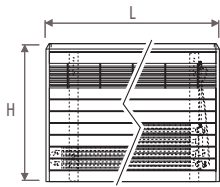
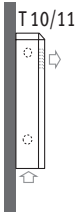


Wall mounted model WT_type 20 / 21

ORDERING CODE: MAXW. *code* *height* *length* *type* *colour* *model* *conn.*
044 063 20. xxx /WT /70

H	TYPE 20	L								TYPE 21	L							
		063	083	103	123	143	163	183	203		063	083	103	123	143	163	183	203
044	75/65/20	1446	1905	2364	2823	3282	3741	4200	4659	75/65/20	1510	1990	2469	2948	3428	3907	4387	4866
	90/70/20	1860	2450	3040	3631	4221	4811	5402	5992	90/70/20	1978	2606	3234	3861	4490	5117	5746	6373
059	75/65/20	1633	2152	2670	3188	3707	4225	4744	5262	75/65/20	1796	2366	2936	3506	4076	4646	5216	5786
	90/70/20	2093	2759	3423	4087	4752	5416	6081	6745	90/70/20	2357	3106	3854	4602	5350	6098	6847	7595
074	75/65/20	1766	2327	2888	3449	4010	4570	5131	5692	75/65/20	2075	2733	3392	4051	4709	5368	6027	6685
	90/70/20	2257	2974	3691	4407	5124	5840	6557	7274	90/70/20	2730	3596	4463	5330	6196	7063	7930	8796

Maxi_Wall mounted model WF_with front grille

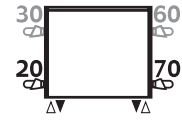


Standard delivery

- colour 201, 233 or 001
- Low-H₂O heat exchanger type 10 or Twin type 11
- wall brackets
- complete casing, connection right (70)
- fixing kit
- extended air vent 1/8"
- drain cock 1/2"

Connection

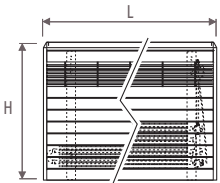
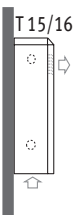
- standard connection: bottom end right 70, for left position add 20
 - for the top valve option, add to the code /30 (top left) or /60 (top right)
 - for remote controlled valve: add /00 to the code.
- Ex.: MAXW. 044 063 10.xxx/WF/60



Wall mounted model WF_type 10 / 11

ORDERING CODE: MAXW. *code* 044 *height* 063 *length* 10. *type* xxx *colour* /WF *model* /70 *conn.*

H	TYPE 10	L	063	083	103	123	143	163	183	203	TYPE 11	L	063	083	103	123	143	163	183	203	
044	75/65/20	557	734	911	1088	1265	1442	1619	1795	75/65/20	744	981	1217	1453	1690	1926	2162	2399			
	90/70/20	719	947	1176	1404	1633	1861	2090	2317	90/70/20	967	1276	1582	1889	2197	2504	2811	3119			
059	75/65/20	672	885	1098	1311	1524	1738	1951	2164	75/65/20	866	1141	1416	1691	1966	2241	2516	2791			
	90/70/20	865	1139	1414	1688	1962	2238	2512	2786	90/70/20	1126	1483	1840	2198	2555	2913	3270	3628			
074	75/65/20	758	999	1240	1481	1722	1962	2203	2444	75/65/20	966	1272	1579	1886	2192	2499	2805	3112			
	90/70/20	973	1283	1592	1902	2211	2520	2829	3139	90/70/20	1255	1653	2052	2451	2849	3248	3645	4044			

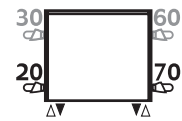


Standard delivery

- colour 201, 233 or 001
- Low-H₂O heat exchanger type 15 or Twin type 16
- wall brackets
- complete casing, connection right (70)
- fixing kit
- extended air vent 1/8"
- drain cock 1/2"

Connection

- standard connection: bottom end right 70, for left position add 20
 - for the top valve option, add to the code /30 (top left) or /60 (top right)
 - for remote controlled valve: add /00 to the code.
- Ex.: MAXW. 044 063 15.xxx/WF/60

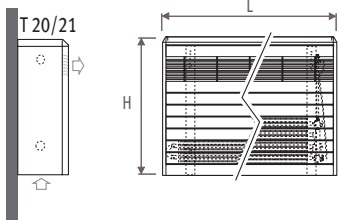


Wall mounted model WF_type 15 / 16

ORDERING CODE: MAXW. *code* 044 *height* 063 *length* 15. *type* xxx *colour* /WF *model* /70 *conn.*

H	TYPE 15	L	063	083	103	123	143	163	183	203	TYPE 16	L	063	083	103	123	143	163	183	203	
044	75/65/20	834	1098	1363	1628	1892	2157	2422	2686	75/65/20	907	1195	1483	1771	2059	2347	2635	2923			
	90/70/20	1075	1415	1757	2098	2439	2780	3122	3462	90/70/20	1183	1559	1934	2310	2685	3061	3437	3812			
059	75/65/20	990	1304	1618	1932	2246	2561	2875	3189	75/65/20	1084	1429	1773	2117	2462	2806	3150	3494			
	90/70/20	1272	1675	2079	2482	2885	3290	3693	4097	90/70/20	1416	1866	2315	2765	3215	3664	4114	4563			
074	75/65/20	1100	1450	1799	2148	2498	2847	3196	3546	75/65/20	1244	1639	2034	2429	2824	3219	3614	4009			
	90/70/20	1409	1857	2304	2751	3199	3646	4093	4541	90/70/20	1626	2143	2659	3176	3692	4208	4725	5241			

Maxi_Wall mounted model WF_with front grille

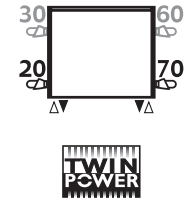


Standard delivery

- colour 201, 233 or 001
- Low-H₂O heat exchanger type 20 or Twin type 21
- wall brackets
- complete casing, connection right (70)
- fixing kit
- extended air vent 1/8"
- drain cock 1/2"

Connection

- standard connection: bottom end right 70, for left position add 20
 - for the top valve option, add to the code /30 (top left) or /60 (top right)
 - for remote controlled valve: add /00 to the code.
- Ex.: MAXW. 044 063 20.xxx/WF/60

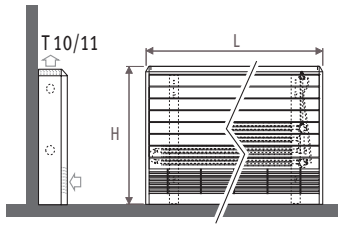


Wall mounted model WF_type 20 / 21

ORDERING CODE: MAXW. *code* *height* *length* *type* *colour* *model* *conn.*
044 063 20. xxx /WF /70

H	TYPE 20									TYPE 21								
	L	063	083	103	123	143	163	183	203	L	063	083	103	123	143	163	183	203
044	75/65/20	1111	1464	1817	2170	2523	2875	3228	3581	75/65/20	1143	1506	1869	2232	2595	2958	3321	3684
	90/70/20	1432	1887	2342	2796	3251	3705	4160	4615	90/70/20	1495	1970	2444	2919	3394	3869	4343	4818
059	75/65/20	1300	1713	2126	2539	2952	3364	3777	4190	75/65/20	1401	1846	2291	2736	3181	3626	4070	4515
	90/70/20	1670	2201	2731	3262	3792	4322	4852	5383	90/70/20	1836	2420	3003	3586	4169	4753	5335	5918
074	75/65/20	1461	1925	2389	2853	3317	3781	4245	4708	75/65/20	1648	2171	2694	3217	3740	4263	4786	5310
	90/70/20	1871	2465	3059	3653	4247	4841	5436	6028	90/70/20	2165	2852	3539	4226	4913	5600	6287	6975

Maxi_Floor model FT_with top and front grille

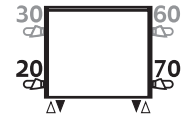


Standard delivery

- colour 201, 233 or 001
- Low-H₂O heat exchanger type 10 or Twin type 11
- wall brackets
- complete casing, connection right (70)
- fixing kit
- extended air vent 1/8"
- drain cock 1/2"

Connection

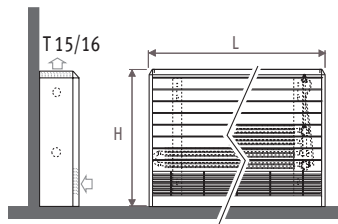
- standard connection: bottom end right 70, for left position add 20
 - for the top valve option, add to the code /30 (top left) or /60 (top right)
 - for remote controlled valve: add /00 to the code.
- Ex.: MAXW. 044 063 10.xxx/FT/60



Floormodel FT_type 10 / 11

ORDERING CODE: MAXW. *code* *height* *length* *type* *colour* *model* *conn.*
044 063 10. xxx /FT /70

H	TYPE 10	L 063	083	103	123	143	163	183	203	TYPE 11	L 063	083	103	123	143	163	183	203
044	75/65/20	511	673	835	997	1159	1321	1484	1646	75/65/20	696	917	1138	1359	1580	1801	2022	2243
	90/70/20	660	869	1079	1288	1497	1706	1917	2126	90/70/20	905	1192	1480	1767	2054	2342	2629	2916
059	75/65/20	637	840	1042	1244	1447	1649	1851	2054	75/65/20	828	1091	1354	1617	1880	2143	2406	2669
	90/70/20	821	1082	1343	1603	1865	2125	2385	2647	90/70/20	1076	1418	1760	2102	2444	2786	3128	3470
074	75/65/20	732	965	1197	1429	1662	1894	2127	2359	75/65/20	935	1231	1528	1825	2121	2418	2715	3011
	90/70/20	941	1240	1539	1837	2136	2435	2734	3032	90/70/20	1215	1600	1986	2372	2756	3142	3528	3913

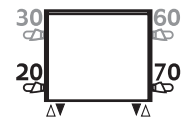


Standard delivery

- colour 201, 233 or 001
- Low-H₂O heat exchanger type 15 or Twin type 16
- wall brackets
- complete casing, connection right (70)
- fixing kit
- extended air vent 1/8"
- drain cock 1/2"

Connection

- standard connection: bottom end right 70, for left position add 20
 - for the top valve option, add to the code /30 (top left) or /60 (top right)
 - for remote controlled valve: add /00 to the code.
- Ex.: MAXW. 044 063 15.xxx/FT/60

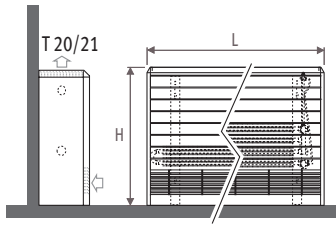


Floormodel FT_type 15 / 16

ORDERING CODE: MAXW. *code* *height* *length* *type* *colour* *model* *conn.*
044 063 15. xxx /FT /70

H	TYPE 15	L 063	083	103	123	143	163	183	203	TYPE 16	L 063	083	103	123	143	163	183	203
044	75/65/20	790	1041	1292	1543	1794	2045	2295	2546	75/65/20	864	1138	1412	1686	1960	2235	2509	2783
	90/70/20	1019	1343	1667	1991	2314	2638	2961	3285	90/70/20	1126	1484	1841	2198	2555	2914	3271	3628
059	75/65/20	970	1278	1586	1894	2202	2510	2818	3126	75/65/20	1056	1391	1726	2061	2396	2731	3067	3402
	90/70/20	1248	1644	2040	2436	2832	3228	3624	4020	90/70/20	1379	1816	2253	2691	3128	3565	4004	4441
074	75/65/20	1097	1446	1794	2142	2491	2839	3187	3536	75/65/20	1225	1613	2002	2391	2779	3168	3557	3946
	90/70/20	1406	1854	2300	2746	3193	3639	4085	4533	90/70/20	1601	2108	2616	3125	3632	4140	4649	5157

Maxi_Floor model FT_with top and front grille

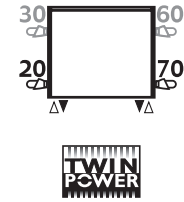


Standard delivery

- colour 201, 233 or 001
- Low-H₂O heat exchanger type 20 or Twin type 21
- wall brackets
- complete casing, connection right (70)
- fixing kit
- extended air vent 1/8"
- drain cock 1/2"

Connection

- standard connection: bottom end right 70, for left position add 20
 - for the top valve option, add to the code /30 (top left) or /60 (top right)
 - for remote controlled valve: add /00 to the code.
- Ex.: MAXW. 044 063 20.xxx/FT/60

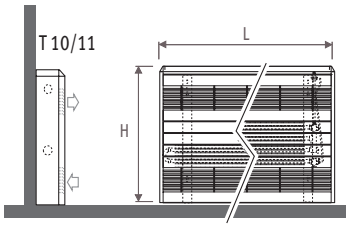


Floormodel FT_type 20 / 21

ORDERING CODE: MAXW. *code* *height* *length* *type* *colour* *model* *conn.*
044 063 20. xxx /FT /70

H	TYPE 20	L 063	083	103	123	143	163	183	203	TYPE 21	L 063	083	103	123	143	163	183	203
044	75/65/20	1073	1413	1754	2095	2435	2776	3116	3457	75/65/20	1099	1447	1796	2145	2493	2842	3191	3540
	90/70/20	1384	1823	2263	2703	3141	3581	4020	4460	90/70/20	1436	1891	2347	2803	3257	3713	4170	4626
059	75/65/20	1314	1731	2148	2565	2982	3399	3816	4233	75/65/20	1377	1814	2251	2688	3125	3562	3999	4436
	90/70/20	1690	2226	2763	3299	3835	4371	4908	5444	90/70/20	1804	2376	2948	3521	4093	4665	5238	5810
074	75/65/20	1484	1956	2427	2898	3370	3841	4312	4783	75/65/20	1637	2156	2676	3196	3715	4235	4754	5274
	90/70/20	1902	2507	3111	3715	4320	4924	5527	6131	90/70/20	2149	2830	3513	4195	4876	5559	6240	6923

Maxi_Floor model FF_with 2 front grills

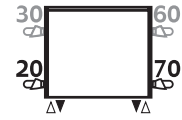


Standard delivery

- colour 201, 233 or 001
- Low-H₂O heat exchanger type 10 or Twin type 11
- wall brackets
- complete casing, connection right (70)
- fixing kit
- extended air vent 1/8"
- drain cock 1/2"

Connection

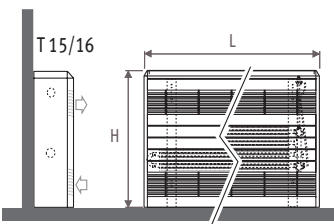
- standard connection: bottom end right 70, for left position add 20
 - for the top valve option, add to the code of the Maxi /30 (top left) or /60 (top right)
 - for remote controlled valve: add 00 to the code.
- Ex.: MAXW. 044 063 10.xxx/FF/60



Floormodel FF_type 10 / 11

ORDERING CODE: MAXW. *code* 044 *height* 063 *length* 10. *type* xxx *colour* /FF *model* /70 *conn.*

H	TYPE 10	L	063	083	103	123	143	163	183	203	TYPE 11	L	063	083	103	123	143	163	183	203	
044	75/65/20	401	528	655	782	909	1037	1164	1291												
	90/70/20	519	683	848	1012	1176	1342	1506	1671												
059	75/65/20	557	734	911	1088	1265	1442	1619	1795	75/65/20	744	981	1217	1453	1690	1926	2162	2399			
	90/70/20	719	947	1176	1404	1633	1861	2090	2317	90/70/20	967	1276	1582	1889	2197	2504	2811	3119			
074	75/65/20	672	885	1098	1311	1524	1738	1951	2164	75/65/20	866	1141	1416	1691	1966	2241	2516	2791			
	90/70/20	865	1139	1414	1688	1962	2238	2512	2786	90/70/20	1126	1483	1840	2198	2555	2913	3270	3628			

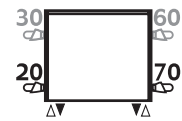


Standard delivery

- colour 201, 233 or 001
- Low-H₂O heat exchanger type 15 or Twin type 16
- wall brackets
- complete casing, connection right (70)
- fixing kit
- extended air vent 1/8"
- drain cock 1/2"

Connection

- standard connection: bottom end right 70, for left position add 20
 - for the top valve option, add to the code of the Maxi /30 (top left) or /60 (top right)
 - for remote controlled valve: add 00 to the code.
- Ex.: MAXW. 044 063 15.xxx/FF/60

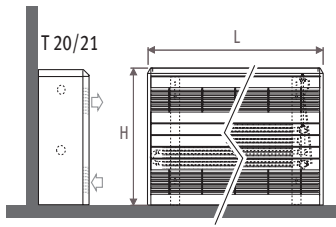


Floormodel FF_type 15 / 16

ORDERING CODE: MAXW. *code* 044 *height* 063 *length* 15. *type* xxx *colour* /FF *model* /70 *conn.*

H	TYPE 15	L	063	083	103	123	143	163	183	203	TYPE 16	L	063	083	103	123	143	163	183	203	
044	75/65/20	585	771	957	1143	1329	1514	1700	1886												
	90/70/20	756	997	1237	1478	1718	1957	2198	2438												
059	75/65/20	801	1056	1310	1564	1819	2073	2327	2582	75/65/20	873	1150	1427	1704	1981	2258	2535	2812			
	90/70/20	1032	1361	1688	2016	2345	2672	2999	3328	90/70/20	1139	1500	1861	2222	2584	2945	3306	3668			
074	75/65/20	951	1252	1554	1856	2157	2459	2761	3063	75/65/20	1044	1376	1707	2038	2370	2701	3033	3364			
	90/70/20	1222	1608	1996	2384	2771	3159	3547	3935	90/70/20	1363	1797	2229	2661	3095	3527	3961	4393			

Maxi_Floor model FF_with 2 front grills

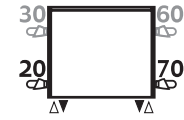


Standard delivery

- colour 201, 233 or 001
- Low-H₂O heat exchanger type 20 or Twin type 21
- wall brackets
- complete casing, connection right (70)
- fixing kit
- extended air vent 1/8"
- drain cock 1/2"

Connection

- standard connection: bottom end right 70, for left position add 20
 - for the top valve option, add to the code of the Maxi /30 (top left) or /60 (top right)
 - for remote controlled valve: add 00 to the code.
- Ex.: MAXW. 044 063 20.xxx/FF/60



Floormodel FF_type 20 / 21

ORDERING CODE: MAXW. *code* *height* *length* *type* *colour* *model* *conn.*
044 063 20. xxx /FF /70

H	TYPE 20	L	063	083	103	123	143	163	183	203	TYPE 21	L	063	083	103	123	143	163	183	203	
044	75/65/20	748	986	1223	1460	1698	1935	2173	2410												
	90/70/20	967	1275	1581	1888	2195	2502	2809	3116												
059	75/65/20	1020	1344	1668	1992	2316	2640	2964	3287	75/65/20	1053	1387	1721	2055	2389	2724	3058	3392			
	90/70/20	1314	1732	2149	2567	2985	3402	3820	4236	90/70/20	1377	1814	2251	2688	3124	3563	3999	4436			
074	75/65/20	1209	1592	1976	2360	2743	3127	3511	3894	75/65/20	1291	1700	2110	2520	2929	3339	3749	4159			
	90/70/20	1553	2045	2539	3032	3524	4017	4511	5003	90/70/20	1692	2228	2766	3303	3839	4376	4914	5451			